



My Educational Resources, Inc.

From the desk of MER Staff


Volume 1 Issue 1

September 2018

Monthly Newsletter

Happy Fall from all of us here at your American Heart Association Training Center, My Educational Resources in Kersey, Colorado!

We are starting a Quarterly Newsletter that will help to keep everyone updated on the most current AHA changes and any Training Center specific changes. We hope that this helps everyone to stay the most up to date that they can. We plan to have quarterly topics to cover all the current and upcoming changes. In this Issue you will find topics on the following: K-12 Ecards, New



Instructor Paperwork, 2019 Manikin Requirements and successful ecard claiming.

K-12 Ecards for Schools

Earlier this summer the AHA released the K-12 Ecards for schools, which allows Instructors to issue these cards for all Heartsaver Classes (i.e. Heartsaver CPR, Heartsaver First Aid and Heartsaver First Aid and CPR) The only stipulation is the students who receive these cards MUST be students, faculty or staff of a secondary school. There are no exceptions, There is a K-12 roster on our website (www.myeducationalresources.com) under the Instructor login that MUST be used for these classes to get the ecards at the \$8.00 rate, otherwise cards will be issued at the \$22 rate and charged accordingly. Remember, each student must have a book. For more Information on if you can use

ecards within your school district, contact us by email at myeducationalresources@msn.com.

New Instructor Paperwork

The AHA has released new Course Monitoring Forms and Instructor Renewal Checklists that MUST be used on all Initial Courses and Instructor Renewals moving forward. These forms are a lot more involved then the previous sets and are more pages of information. If you have any questions on how to fill them out, please let us know.

(First Page of the Instructor Renewal Checklist)

American Heart Association Emergency Cardiovascular Care programs
Instructor/Training Center Faculty Renewal Checklist

Instructions: This checklist may be used to document successful completion of instructor/Training Center Faculty (TCF) renewal requirements and contact information. It is recommended that the TC keep the completed form in the instructor's file.

Complete 1 form per renewing discipline.

To be used in conjunction with the Instructor Monitoring Tool.

SECTION 1:
General information for the renewing instructor or TCF member.

Renewing discipline:
 Heartsaver® BLS ACLS ACLS EP PALS PEARS®

Instructor ID#: Expiration date of instructor card:

Primary TC name: TC ID #:

TC Coordinator's name:

Instructor's or TCF's name:

(Third page of the Instructor Renewal Checklist)

Overall comments from instructor/TCF:

Review of Renewal Checklist is acknowledged by instructor/TCF: Instructor Renewing Name

TCC name: Kiera Hill Instructor/TCF name: Instructor Renewing

TCC signature: _____ Instructor/TCF signature: _____

Date: I will fill out and Sign here Date: Filled out by Instructor Renewing

New instructor card issued Date: _____

TCF status maintained Date: _____

(Page 5 of the Course Monitoring Form is to be signed for the TCF only)

Successful
Comment: _____

Remediation needed
Comment: _____

Unsuccessful
Comment: _____

RF/TCF name: TCF Name who is doing the CM

RF/TCF signature: _____ Date: _____

(Page 6 of the Course Monitoring Form is signed by the Candidate or Renewing Instructor and the TCF Only)

American Heart Association Emergency Cardiovascular Care Program
Instructor Monitor Tool

SECTION 3:
Review of candidate or instructor. To be completed by TC Coordinator.

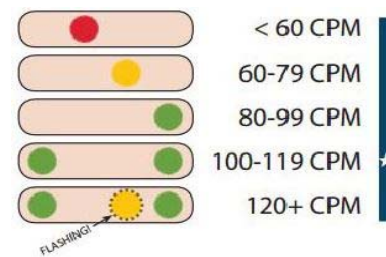
I have reviewed the Instructor Monitor Tool with my TC Coordinator, and my instructor status has been reviewed with me. Overall comments from monitored candidate or instructor:

Candidate or instructor name: Instructor Renewing or Initial Instructor Name

Candidate or instructor signature: _____ Date: _____

TC Coordinator name: Kiera Hill

TC Coordinator signature: _____ Date: _____



Manikin Requirements for 2019

As many of you have heard the AHA has set a date of January 2019 for all Instructors to start using feedback devices in their classes which allows the students to not only verify that they are going deep enough on their compressions but fast enough as well to meet the 100-120 rate per minute. Per AHA the MINIMUM specific are as follows:



- Minimum Standard: Instrumented, Auditory and visual feedback for the rate and depth of compressions
- Optimum standard- Meets the minimum standard and includes auditory/visual feedback for recoil and didactic for proper hand placement.

Currently, the AHA is NOT requiring feedback devices on Children and Infant Manikins JUST the Adult Manikins. As a Training Center we know that everyone has received information on this and many of you have contacted us about questions and suggestions. We are NOT going to require that anyone or any group purchase a whole new set

of manikins as we totally understand budgets! What we are recommending is that you start to slowly replace your manikins or add 1 or 2 so you can meet this standard. If you have a class of 6 students and one feedback manikin as well as your others, as long as each student has adequate time to practice on them before their skills check offs that is perfectly fine.

What this allows us to do as Instructors is to verify visually as well that they are compressing at that adequate depth and rate which will only mean that if needed to provide CPR in a real-life situation, that they are that much more confident that they can provide CPR appropriately.

We are not endorsed or paid by any one manufacturer, with that being said, our whole equipment room is full of the Prestan brand manikins with a few Annie's mixed in. We have used these manikins for many years and love the cost, the durability and the effectiveness of these manikins and how they have really helped us to provide better training to our students. They sell them in 4 packs, family packs and single manikins so its worth looking into if you are not sure where to start. There are 3 AHA approved distributors, Laerdal, Channing-Bete and Worldpoint that you can go to and view manikins that will meet the standards. I have posted the FAQ sheet from AHA about the feedback devices on our website as well for you to view.

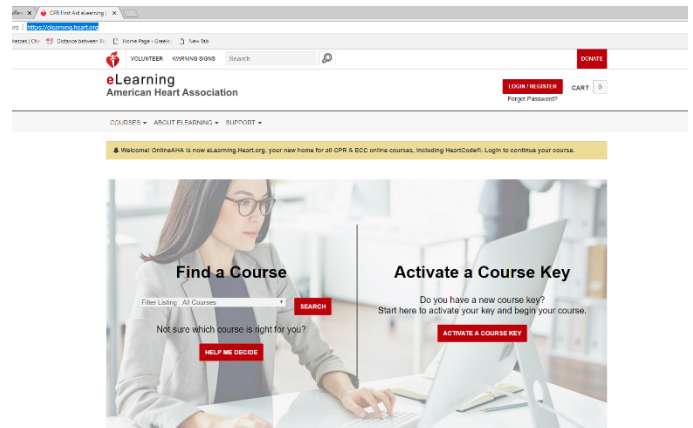
Successful Ecard Claiming/Rosters

Please make sure that the NEWEST Rosters (found on our website) are being filled out and returned. We will start to send back rosters that are not fully completed or are not legible. We have worked hard to change the rosters so that they are Fillable as it is so much easier to read names that are typed and not trying to read hand written names. This helps to cut down on the issues of misspelling names and email addresses, which means your student will get their ecards the first time. PLEASE also make sure that you are giving EVERY student the "how to claim" that is also located on our website and spend a little bit of time at the end of each class talking about the Ecard process and what they are to look for. As we move forward this helps to make the process for our students easier. If they are having any issues claiming them, you as the Instructor can direct them to <https://elearning.heart.org> and at the bottom of the screen they can click on "lost your AHA Completion card?" this will give them some steps to problem solve before they call us. PLEASE verify that all email addresses are

correct when we email you your ecard issuance verification. If there is a mistake, please let us know ASAP to cut down on the delay for your students. We have numerous cards from 2016 and 2017 that were never even claimed, and we want to help to make our students as successful as we can with this new process.

NEW eLearning Website

The AHA has rolled out a NEW eLearning website for our students to start using. It is <https://elearning.heart.org/> and has more features and is more user friendly than the previous site. ANY students that are using the blended learning will now go to this website and take their online courses or any student with an online key can access this website to complete the courses.



As always, if you have any questions or concerns, please feel free to contact us at myeducationalresources@msn.com!

Have a wonderful and happy Fall!

Kiera, Mary and Pam

MER Staff